



Junior 1000 Rally Maneuvrability Tests

In addition to undertaking two hours, 1-to-1 rally tuition, the following Maneuvrability tests must be completed to ensure the drive is safely in control of the car.

The driver has 3 attempts at all of the following, must pass 2 out of 3 attempts.

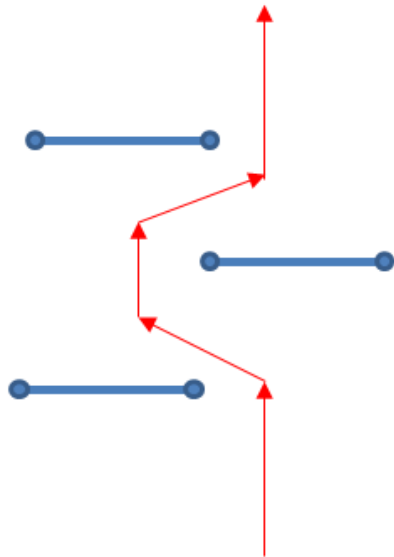
1. Must be able to drive through a 3-obstacle chicane without hitting anything LH and RH entry.
3 Attempts, Hitting any part of the Chicane results in a Fail.
2. Park forward into a parking bay, without hitting anything.
3 Attempts, Hitting anything which defines the bay results in a fail.
3. Reverse Park into a parking bay, without hitting anything.
3 Attempts, Hitting anything which defines the bay results in a fail.
4. Must be able to reverse in a straight line for a minimum of 10 metre
3 Attempts, Hitting anything that defines the line results in a Fail
5. Must be able to drive a slalom without hitting anything at a reasonable competitive speed.
3 Attempts, Hitting anything that defines the slalom results in a Fail.

3-obstacle Chicane	Pass / Fail
Park forward in parking bay	Pass / Fail
Reverse park in parking bay	Pass / Fail
Reverse 10m in straight line	Pass / Fail
Slalom	Pass / Fail

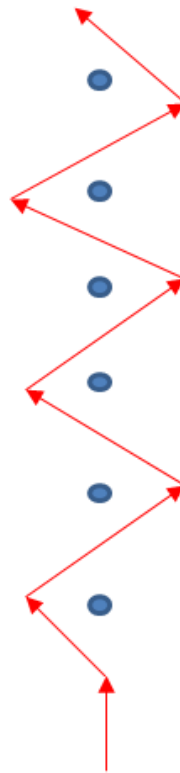
Name of candidateDate

Observed byDate

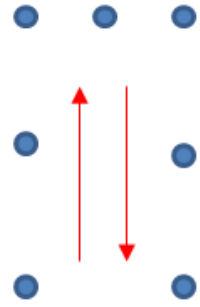
Test layout for maneuverability test



Three-Obstacle
Chicane



Slalom



Forward and reverse
into garage